

Department of Pharmaceutical Sciences


Saurashtra University, Rajkot

Academic Year: 2018-2019

B. Pharm Sem VIII

**University Examination Result**

Sl. No	Name of student	Enrolment No	Grade Letter	PHARMACEUTICAL TECHNOLOGY-I			PHARMA CHEM (MEDICINAL CHEM-IV)			PHARMACOGNOSY			CLINICAL PHARMACY			HUMAN RESOURCES MANAGEMENT			CLASS	TOTAL	%	THEORY			PRACTICAL			Sl.No
				Th	Prac	Th	Th	Prac	Th	Prac	Th	Prac	Th	Prac	Th	Prac	Th	Prac				Th	Prac	Th	Prac	Th	Prac	
1	Akshay Khunt	8001	CC	71	61	54	58	66	53	53	67	55	61	53	PA SS	652	59	397	57	255	64	1						
2	Ankit Chauhan	8002	BC	76	82	59	65	76	68	62	72	64	68	60	PA SS	752	68	454	65	298	75	2						
3	Bhagyashri Solanki	8003	DD	43	61	44	45	60	48	46	65	41	48	52	FAI L	533	50	319	45	234	59	3						
4	Bhavik Thunmar	8004	BC	77	78	62	71	73	70	54	72	69	64	70	PA SS	765	70	473	63	292	73	4						
5	Bhavya Jivrajani	8005	BB	78	90	62	79	81	76	66	80	70	73	65	PA SS	820	75	496	71	324	81	5						
6	Dharav Maru	8006	BB	86	87	78	78	77	75	70	80	62	66	68	PA SS	827	75	517	71	310	78	6						
	Dhanraj Prasad	8007	BC	68	71	58	59	68	65	55	69	51	49	67	PA SS	680	62	423	60	257	64	7						




8	Harsh Chauhan	8008	DD	40	58	28	40	66	54	26	62	40	44	44	44	58	PA L	502	46	272	39	230	58	8
9	Heena Ora	8009	CC	44	59	42	44	64	61	40	60	40	51	58	58	58	PA SS	563	51	344	49	234	59	9
10	Hiranth Varshav	8010	BC	59	79	51	61	81	61	61	75	60	66	47	47	63	PA SS	701	64	400	57	301	75	10
11	Jain Chohanva	8011	BC	59	79	47	55	77	69	51	78	51	70	63	63	63	PA SS	699	64	386	55	304	76	11
12	Jayesh Markana	8012	CC	50	68	40	45		47	43	61	45	54	56	56	56	PA SS	663	60	386	55	265	66	13
13	Maharshi Paradya	8013	CC	68	74	58	62	67	65	43	73	45	51	57	57	57	PA SS	663	60	386	55	265	66	13
14	Mitesh Chavada	8014	CC	56	64	40	52	64	51	45	66	44	47	66	66	66	PA L	595	54	351	50	241	60	14
15	Navan Sojita	8015	CC	53	76	48	47	74	44	44	71	53	61	51	51	51	PA SS	622	57	361	52	282	71	15
16	Nidhi Mehta	8016	BC	74	68	57	64	74	70	54	75	54	62	75	75	75	PA SS	727	66	414	59	279	70	16
17	Parshant Gosai	8017	DD	40	66	40	24	64	40	40	63	40	43	45	45	45	PA L	505	46	282	40	236	59	17
18	Pintu Sengar	8018	CC	53	66	44	72	69	52	48	69	64	58	52	52	52	PA SS	647	59	389	56	262	66	18
19	Pooja Maru	8019	BC	57	73	55	67	74	54	56	80	51	64	65	65	65	PA SS	696	63	409	58	291	73	19
20	Pragatesh Sekariya	8020	CC	61	71	45	63	67	62	48	68	50	45	61	61	61	PA SS	641	58	390	56	251	63	20
21	Prvanka Parmar	8021	BC	61	81	58	66	78	64	50	82	54	67	62	62	62	PA SS	723	66	410	59	308	77	21
22	Rahul Barejya	8022	BC	56	66	51	64	75	56	47	74	51	65	62	62	62	PA SS	667	61	391	56	280	70	22
23	Rakshit Joshi	8023	CC	60	75	49	50	77	60	49	75	52	62	53	53	53	PA SS	662	60	396	57	289	72	23





24	Rinkal Lalpara	8024	BB	83	76	78	77	79	81	69	82	81	71	70	PA SS	847	77	508	73	308	77	24
25	Ruchir Jari	8025	DD	52	8	52	40	50	40	46	8	56	60	51	PA L	463	42	342	49	126	32	25
26	Rudresh Raval	8026	CC	57	70	52	61	69	47	53	73	53	67	54	PA SS	657	60	361	52	279	70	26
27	Sagar Sojitra	8027	DD	41	47	40	47	68	48	43	68	46	47	55	PA L	550	50	338	48	230	58	27
28	Sajad Badi	8028	CC	59	72	50	60	68	57	50	67	51	56	65	PA L	655	60	406	58	263	66	28
29	Satish Panaliya	8029	BC	73	78	62	69	72	60	63	81	69	53	72	PA SS	752	68	463	66	284	71	29
30	Sejalba Chauthan	8030	BB	68	84	65	71	84	66	62	75	65	71	69	PA SS	780	71	448	64	314	79	30
31	Shivani Nakum	8031	BC	50	83	51	68	81	54	54	81	42	52	54	PA SS	670	61	368	53	297	74	31
32	Vijay Sarleya	8032	DD	45	46	40	42	67	54	40	66	43	51	57	PA L	551	50	335	48	230	58	32
33	Yashvi Panesara	8033	BC	59	79	44	56	72	62	52	75	54	64	59	PA SS	676	61	327	47	290	73	33

Total no. of students	33
Total no. of students Fail	9
Total no. of student pass	24



Department of Pharmaceutical Sciences

Saurashtra University, Rajkot


Academic Year: 2018-2019

B. Pharm Sem VIII

**Result Analysis**


**1. Grade wise analysis:**

Grade wise	
AA	0
AB	0
BB	4
BC	12
CC	8
FF	9



### 3. Subject wise analysis:


Subject name→	PHARMAC EUTICAL TECHNOO GY-1		DOS AGE FOR M DESI GN-1		PHARMA CHEM X(MEDICINAL CHEM-IV)		PHARMA ANALYSI S-V		PHARMACOGN OSY-V		CLINICAL PHARMACY		HUMI AN RES OUR CE MAN AGE MINE T	
	Th	Prac	Th	Th	Prac	Th	Th	Prac	Th	Prac	Th	Prac	Th	Th
Less than 40	0	1	1	1	0	0	0	0	1	1	0	0	0	0
40-50	8	2	12	8	0	7	14	0	14	0	10	5	3	3
51-60	12	0	16	12	1	9	10	0	10	0	15	8	14	14
61-70	6	11	2	12	15	12	7	13	7	13	6	16	13	13
71-80	6	13	2	6	14	4	4	15	1	15	1	4	3	3
Marks ↓														





2.Final Mark Distribution

Class	Semester	No. of Candidate scored more than 80%		No. of Candidate scored more than 60-80%		No. of Candidate scored more than 50-60%		No. of Candidate less than 50%	
		Th	Pr	Th	Pr	Th	Pr	Th	Pr
I B. Pharm.	1								
	2								
II B. Pharm.	1								
	2								
III B. Pharm.	1								
	2								
IV B. Pharm.	1								
	2	0	1	8	26	17	5	8	1




81-100	1	6	0	0	3	1	0	4	1	0	0
--------	---	---	---	---	---	---	---	---	---	---	---

**4.% Evaluation of students subject wise:**

**% EVALUATION ACCORDING TO SUBJECTS**

SUBJECTS	No. Of STUDENTS FAIL	No. Of STUDENTS PASS	% Of STUDENTS PASS
PHARMACEUTICAL TECHNOOGY-I (T)	0	33	100.000
PHARMACEUTICAL TECHNOOGY-I (P)	1	32	96.970
DOSAGE FORM DESIGN-I(T)	1	32	96.970
PHARMA CHEM -X(MEDICINAL CHEM-I-VI)(T)	1	32	96.970
PHARMA CHEM -X(MEDICINAL CHEM-I-V)(P)	0	33	100.000
PHARMA ANALYSIS-V (T)	0	33	100.000
PHARMACOGNOSY-V	1	32	96.970
PHARMACOGNOSY-V(P)	1	32	96.970
CLINICAL PHARMACY(T)	0	33	100.000





5. % Evaluation subject wise

