

Department of Pharmaceutical Sciences


Saurashtra University, Rajkot

Academic Year: 2018-2019

B. Pharm. Sem VII

University Examination Result

| Sr. No | Name Of Student    | Enrollment No | Grade Letter | Pharmaceutical Technology-I |    | Dosage Form Design-I |    | Pharmaceutical Chemistry (Medicinal Chemistry) |    | Pharmaceutical Analysis |    | Pharmacognosy |    | Clinical Pharmacy |      | Material & Operation Management |    | Class | Total | %   | Theory |   | Practical |  |
|--------|--------------------|---------------|--------------|-----------------------------|----|----------------------|----|--|----|-------------------------|----|---------------|----|-------------------|------|---------------------------------|----|-------|-------|-----|--------|---|-----------|--|
|        |                    |               |              | TH                          | PR | TH                   | PR | TH   | PR | TH                      | PR | TH            | PR | TH                | PR   | Total                           | %  |       |       |     | Total  | % |           |  |
| 1      | Ashay Khunt        | 701           | CC           | 44                          | 67 | 49                   | 71 | 47   | 72 | 53                      | 51 | 51            | 68 | 61                | PASS | 634                             | 58 | 373   | 53    | 261 | 65     |   |           |  |
| 2      | Ankit Chauhan      | 702           | BC           | 69                          | 73 | 57                   | 71 | 53   | 70 | 63                      | 62 | 65            | 70 | 62                | PASS | 715                             | 65 | 436   | 62    | 279 | 70     |   |           |  |
| 3      | Bhagyashri Solanki | 703           | FF           | 40                          | 56 | 40                   | 53 | 22   | 60 | 42                      | 53 | 51            | 40 | 43                | FAIL | 500                             | 45 | 280   | 40    | 220 | 55     |   |           |  |
| 4      | Bhavik Thurnmar    | 704           | BC           | 60                          | 71 | 60                   | 72 | 64   | 72 | 67                      | 64 | 68            | 69 | 73                | PASS | 740                             | 67 | 457   | 65    | 283 | 71     |   |           |  |
| 5      | Bhavya Jivrajani   | 705           | BB           | 71                          | 89 | 65                   | 87 | 71   | 84 | 64                      | 60 | 89            | 75 | 75                | PASS | 830                             | 75 | 481   | 69    | 349 | 87     |   |           |  |
| 6      | Dharav Maru        | 706           | BB           | 69                          | 75 | 73                   | 83 | 80   | 81 | 67                      | 74 | 88            | 69 | 69                | PASS | 828                             | 75 | 501   | 72    | 327 | 82     |   |           |  |
| 7      | Dhruvrajsinh Rana  | 707           | CC           | 47                          | 62 | 56                   | 53 | 48   | 70 | 53                      | 48 | 62            | 57 | 62                | PASS | 618                             | 56 | 371   | 53    | 247 | 62     |   |           |  |
| 8      | Harsh Chauhan      | 708           | FF           | 40                          | 45 | 48                   | 46 | 27   | 69 | 40                      | 41 | 51            | 40 | 42                | FAIL | 489                             | 44 | 278   | 40    | 211 | 53     |   |           |  |
| 9      | Heena Oza          | 709           | CC           | 40                          | 59 | 41                   | 62 | 40   | 67 | 48                      | 45 | 52            | 49 | 51                | PASS | 554                             | 50 | 314   | 45    | 240 | 60     |   |           |  |
| 10     | Hilansh Vaishnav   | 710           | CC           | 50                          | 69 | 57                   | 64 | 44   | 69 | 50                      | 48 | 84            | 58 | 45                | PASS | 638                             | 58 | 352   | 50    | 286 | 72     |   |           |  |
| 11     | Chovaitiya Jain    | 711           | CC           | 54                          | 68 | 53                   | 73 | 61   | 73 | 49                      | 50 | 65            | 61 | 52                | PASS | 659                             | 60 | 380   | 54    | 279 | 70     |   |           |  |
| 12     | Jaymesh Mahana     | 712           | FF           | 41                          | 54 | 41                   | 52 | 40   | 63 | 42                      | 40 | 60            | 44 | 48                | FAIL | 525                             | 48 | 296   | 42    | 229 | 57     |   |           |  |
| 13     | Mahashi Pandya     | 713           | BC           | 53                          | 66 | 62                   | 68 | 44   | 68 | 49                      | 59 | 73            | 57 | 76                | PASS | 675                             | 61 | 400   | 57    | 275 | 69     |   |           |  |
| 14     | Millesh Chavada    | 714           | CC           | 43                          | 56 | 45                   | 51 | 41   | 70 | 41                      | 42 | 55            | 53 | 53                | PASS | 550                             | 50 | 318   | 45    | 232 | 58     |   |           |  |
| 15     | Nayan Solita       | 715           | CC           | 50                          | 67 | 44                   | 49 | 40   | 73 | 45                      | 48 | 71            | 61 | 49                | PASS | 597                             | 54 | 337   | 48    | 260 | 65     |   |           |  |



|    |                  |     |    |    |    |    |    |    |    |    |    |    |    |      |      |     |     |     |     |     |    |
|----|------------------|-----|----|----|----|----|----|----|----|----|----|----|----|------|------|-----|-----|-----|-----|-----|----|
| 16 | Nidhi Mehta      | 716 | CC | 60 | 69 | 64 | 62 | 44 | 72 | 51 | 43 | 65 | 50 | 68   | PASS | 648 | 59  | 380 | 54  | 268 | 67 |
| 17 | Pareshgiri Gosel | 717 | FF | 29 | 43 | 40 | 49 | 22 | 58 | 40 | 53 | 30 | 44 | FAIL | 428  | 39  | 225 | 32  | 203 | 51  |    |
| 18 | Pintu Sengar     | 718 | CC | 54 | 60 | 55 | 71 | 49 | 79 | 53 | 71 | 53 | 53 | PASS | 653  | 59  | 372 | 53  | 281 | 70  |    |
| 19 | Pooja Maru       | 719 | BC | 51 | 64 | 55 | 67 | 58 | 79 | 50 | 45 | 70 | 57 | 67   | PASS | 683 | 62  | 383 | 55  | 300 | 75 |
| 20 | Prajeshbhai      | 720 | CC | 44 | 60 | 49 | 57 | 42 | 68 | 48 | 42 | 52 | 63 | 60   | PASS | 585 | 53  | 348 | 50  | 237 | 59 |
| 21 | Priyanka Pamar   | 721 | BC | 62 | 68 | 60 | 77 | 58 | 80 | 55 | 57 | 71 | 66 | 55   | PASS | 709 | 64  | 413 | 59  | 296 | 74 |
| 22 | Rahul Boreliya   | 722 | CC | 45 | 60 | 54 | 85 | 48 | 69 | 62 | 53 | 69 | 65 | 61   | PASS | 651 | 59  | 388 | 55  | 263 | 66 |
| 23 | Rakshit Joshi    | 723 | CC | 41 | 67 | 48 | 63 | 40 | 71 | 41 | 50 | 65 | 54 | 47   | PASS | 587 | 53  | 321 | 46  | 266 | 67 |
| 24 | Rinkal Lalpara   | 724 | B3 | 61 | 69 | 77 | 70 | 69 | 74 | 68 | 84 | 82 | 77 | 65   | PASS | 796 | 72  | 501 | 72  | 295 | 74 |
| 25 | Ruchir Jari      | 725 | FF | 44 | 8  | 50 | 55 | 21 | 0  | 40 | 40 | 12 | 49 | 43   | FAIL | 362 | 33  | 287 | 41  | 75  | 19 |
| 26 | Rudresh Ravel    | 726 | CC | 42 | 68 | 40 | 63 | 40 | 74 | 43 | 45 | 72 | 60 | 48   | PASS | 595 | 54  | 318 | 45  | 277 | 69 |
| 27 | Sagar Soptra     | 727 | FF | 41 | 65 | 43 | 53 | 40 | 65 | 40 | 40 | 53 | 46 | 44   | FAIL | 521 | 47  | 294 | 42  | 227 | 57 |
| 28 | Sajad Eadi       | 728 | CC | 43 | 57 | 51 | 62 | 40 | 70 | 49 | 41 | 60 | 53 | 60   | PASS | 586 | 53  | 337 | 48  | 249 | 62 |
| 29 | Saish Panaliya   | 729 | BC | 67 | 65 | 58 | 74 | 57 | 74 | 56 | 71 | 75 | 72 | 71   | PASS | 740 | 67  | 452 | 65  | 288 | 72 |
| 30 | Sejal Chauhan    | 730 | B3 | 68 | 75 | 62 | 71 | 64 | 76 | 72 | 76 | 79 | 69 | 63   | PASS | 775 | 70  | 474 | 68  | 301 | 75 |
| 31 | Shivani Nakum    | 731 | CC | 44 | 69 | 40 | 65 | 58 | 70 | 51 | 50 | 71 | 47 | 50   | PASS | 615 | 56  | 340 | 49  | 275 | 69 |
| 32 | Vijay Sardeya    | 732 | FF | 40 | 57 | 40 | 49 | 40 | 61 | 40 | 40 | 51 | 40 | 40   | FAIL | 498 | 45  | 280 | 40  | 218 | 55 |
| 33 | Yashvi Panesara  | 733 | CC | 49 | 66 | 40 | 59 | 42 | 77 | 46 | 57 | 69 | 64 | 61   | PASS | 630 | 57  | 359 | 51  | 271 | 68 |

|                            |  |    |
|----------------------------|--|----|
| Total no. Of students      |  | 33 |
| Total no. Of students Fail |  | 7  |
| Total no. Of student pass  |  | 26 |



Department of Pharmaceutical Sciences

Saurashtra University, Rajkot

Academic Year: 2018-2019

B. Pharm Sem VII


Result Analysis

1. Grade wise analysis:

| Grade wise |    |
|------------|----|
| AA         | 0  |
| AB         | 4  |
| BB         | 6  |
| BC         | 16 |
| CC         | 7  |
| FF         | 0  |

2. Final Mark Distribution

| Class         | Semester | No. of Candidate scored more than 80% |    | No. of Candidate scored more than 60-80% |    | No. of Candidate scored more than 50-60% |    | No. of Candidate less than 50% |    |
|---------------|----------|---------------------------------------|----|--|----|--|----|--------------------------------|----|
|               |          | TH                                    | PR | TH                                       | PR | TH                                       | PR | TH                             | PR |
| I.B. Pharm.   | 1        |                                       |    |  |    |  |    |                                |    |
|               | 2        |                                       |    |  |    |  |    |                                |    |
| II B. Pharm.  | 3        |                                       |    |  |    |  |    |                                |    |
|               | 4        |                                       |    |  |    |  |    |                                |    |
| III B. Pharm. | 5        |                                       |    |  |    |  |    |                                |    |
|               | 6        |                                       |    |  |    |  |    |                                |    |
| Pharm. Pract. | 7        | 0                                     | 2  | 07                                       | 21 | 10                                       | 9  | 16                             | 1  |
|               | 8        |                                       |    |  |    |  |    |                                |    |




2. Subject wise analysis:

| Subject name → | PHARMACEUTIC AL TECHNOLOGY-I |    | DOSAGE FORM DESIGN-I |    | PHARMA CHEM - IX(MEDICINAL CHEM-III) |    | PHARM A ANALYS IS-V |    | PHARMACOGN OSY-V |   | CLINICAL PHARMAC Y | MATERIAL & OPERATION MANAGEMEN T |
|----------------|------------------------------|----|----------------------|----|--------------------------------------|----|---------------------|----|------------------|---|--------------------|----------------------------------|
|                | T                            | P  | T                    | P  | T                                    | P  | T                   | P  | T                | P | T                  | T                                |
| < 40           | 1                            | 1  | 0                    | 0  | 4                                    | 1  | 1                   | 0  | 1                | 1 | 0                  | T                                |
| 40-50          | 19                           | 2  | 16                   | 4  | 18                                   | 0  | 18                  | 19 | 0                | 1 | 9                  | 0                                |
| 51-60          | 6                            | 10 | 11                   | 8  | 5                                    | 2  | 7                   | 8  | 11               | 9 | 9                  | 12                               |
| 61-70          | 6                            | 15 | 4                    | 10 | 4                                    | 14 | 6                   | 2  | 11               | 9 | 9                  | 7                                |
| 71-80          | 1                            | 4  | 2                    | 8  | 2                                    | 14 | 1                   | 3  | 9                | 3 | 11                 | 10                               |
| 81-100         | 0                            | 1  | 0                    | 3  | 0                                    | 2  | 0                   | 1  | 4                | 0 | 3                  | 4                                |




4.9% Evaluation of students subject wise:

| SUBJECTS                               | No. Of STUDENTS |      | % OF STUDENTS PASS |
|--|-----------------|------|--------------------|
|  | FAIL            | PASS |                    |
| PHARMACEUTICAL TECHNOLOGY-I (T)        | 1               | 32   | 96.970             |
| PHARMACEUTICAL TECHNOLOGY-I (P)        | 1               | 32   | 96.970             |
| DOSAGE FORM DESIGN-I(T)                | 0               | 33   | 100.000            |
| DOSAGE FORM DESIGN-I(P)                | 0               | 33   | 100.000            |
| PHARMA CHEM -IX(MEDICINAL CHEM-III)(T) | 4               | 29   | 87.879             |
| PHARMA CHEM -IX(MEDICINAL CHEM-III)(P) | 1               | 32   | 96.970             |
| PHARMA ANALYSIS-V (T)                  | 1               | 32   | 96.970             |
| PHARMACOGNOSY-V                        | 0               | 33   | 100.000            |
| PHARMACOGNOSY-V(P)                     | 1               | 32   | 96.970             |
| CLINICAL PHARMACY(T)                   | 1               | 32   | 96.970             |
| MATERIAL & OPERATION MANAGEMENT(T)     | 0               | 33   | 100.000            |



EVALUATION ACCORDING TO SUBJECT



SUBJECT NAME

