


Department of Pharmaceutical Sciences
Saurashtra University, Rajkot
Result Analysis
Pharm D. First Year (2022-23)



1. Result Analysis

Seat No.	Name of Student	Grade Letter	Human Anatomy & Physiology y-I		Pharmaceutics-I		Medicinal Biochemistry		Organic Chemistry		Inorganic Chemistry		R. Biology		R. Maths		Class	Total	Percentage (%)	Theory		Practical	
			TH	PR	TH	PR	TH	PR	TH	PR	TH	PR	TH	PR	TH	PR				Total	%	Total	%
101	Aditya Raj A	CC	26	69	61	69	32	66	15	63	37	65	NA	52	69	Fail	624	52	223	37.1	401	66.8	
102	Barbhariya Jayraj R	BB	57	86	77	73	71	81	63	84	85	86	NA	81	85	Pass	929	77.4	434	72.3	495	82.5	
103	Zahid Ahmed	FF	23	57	27	65	10	56	13	63	23	58	NA	35	60	Fail	490	40.8	131	21.8	359	59.8	
104	Bhar Nakshatra V	BC	50	82	61	64	64	84	50	82	71	82	59	NA	NA	Pass	749	68	355	59.1	394	78.8	
105	Chozaiya Mahak S	BC	34	71	50	79	55	69	50	75	60	74	69	NA	NA	Fail	686	62.3	318	53	368	73.6	
106	Dungarani Hasi P	BC	59	71	61	74	69	76	57	77	80	77	69	NA	NA	Pass	770	70	395	65.8	375	75	
107	Jariya Sachi M	CC	36	73	68	68	50	81	31	78	53	80	50	NA	NA	Fail	668	60.7	288	48	380	76	
108	Kher Aditya P	CC	50	74	50	72	50	62	50	77	57	75	27	NA	NA	Fail	644	58.5	284	47.3	360	72	
109	Malvaniya Utsav K	BB	60	89	75	87	77	95	68	91	68	83	75	NA	NA	Pass	868	78.9	423	70.5	445	89	
110	Modi Devanshu V	BB	70	74	77	81	82	87	59	73	86	84	82	NA	NA	Pass	855	77.7	456	76	399	79.8	
111	Olakiya Mayur N	CC	21	68	50	79	50	77	36	67	50	61	32	NA	NA	Fail	591	53.7	239	39.8	352	70.4	
112	Parnar Bhumi B	CC	29	67	51	71	50	66	36	70	57	67	63	NA	NA	Fail	627	57	286	47.6	341	68.2	
113	Parnar Krish B	CC	33	71	55	71	50	64	39	63	64	70	55	NA	NA	Fail	635	57.7	296	49.3	339	67.8	
114	Patel Asha J	BB	55	70	66	76	80	77	64	77	84	83	50	NA	NA	Pass	782	71.0	399	66.5	383	76.6	

121	Pranav Prakashan A	III	57	81	90	90	72	83	64	86	81	91	64	NA	NA	Pass	859	78.0	428	71.3	431	86.2
122	Pranav Prakashan N	CC	50	71	64	71	56	68	36	68	63	70	50	NA	NA	Fail	667	60.6	319	53.1	348	69.6
123	Pranav Prakashan J	BB	51	89	70	78	63	87	74	88	67	77	78	NA	NA	Pass	822	74.7	403	67.1	419	83.8
124	Pranav Prakashan A	BC	50	70	67	77	57	77	53	61	76	77	69	NA	NA	Pass	734	66.7	372	62	362	72.4
125	Pranav Prakashan V	BC	53	74	69	78	65	69	50	76	83	69	65	NA	NA	Pass	751	68.2	385	64.1	366	73.2
126	Radha Krishna D	BB	64	86	82	86	73	83	70	87	78	87	75	NA	NA	Pass	871	79.1	442	73.6	429	85.8
127	Radheshwari Khadija Y	AB	73	96	86	80	88	82	62	73	93	87	77	NA	NA	Pass	897	81.5	479	79.8	418	83.6
128	Makayana Ravikumar	FF	22	63	22	62	22	54	16	57	31	58	13	NA	NA	Fail	420	38.1	126	21	294	58.8
129	Sagarika Jee B	BB	65	77	63	83	76	75	64	67	74	80	70	NA	NA	Pass	794	72.1	412	68.6	382	76.4
130	Selvas Ashiyana Y	BC	55	85	70	72	57	63	59	65	71	74	59	NA	NA	Pass	730	66.3	371	61.8	359	71.8
131	Sarvani Priyanshi B	BC	65	82	68	72	67	72	33	79	66	72	27	NA	NA	Fail	703	63.9	326	54.3	377	75.4
132	Sundarava Divyesh D	CC	39	73	38	67	50	59	50	68	36	58	27	NA	NA	Fail	565	51.3	240	40	325	65
133	Tahor Tisha N	AB	76	85	79	77	81	89	72	92	92	80	75	NA	NA	Pass	898	81.6	475	79.1	423	84.6
134	Tanvi Mira H	CC	50	70	51	68	50	65	50	63	60	65	78	NA	NA	Pass	670	60.9	339	56.5	331	66.2
135	Khanduja Vaibhav	CC	31	66	50	73	36	64	36	71	30	62	81	NA	NA	Fail	600	54.5	264	44	336	67.2
136	Vyas Hema C	AB	82	96	88	84	92	88	73	92	95	88	81	NA	NA	Pass	939	87.1	511	85.1	448	89.6
137	Ashya Raj A	CC	26	69	61	69	32	66	15	63	37	65	N	A	52	Fail	624	52	223	37.1	401	66.8
138	Bambhanjya Jayraj R	BB	57	86	77	73	71	81	63	84	85	86	N	A	81	Pass	929	77.4	434	72.3	495	82.5
139	Zaid Ahmad	FF	23	65	10	56	13	63	63	23	58	N	A	35	60	Fail	490	40.8	131	21.8	359	59.8

The Theory

Practical

% Percentage



2. Result Analysis According to Number of Students [Subject Wise]

Subject	Human Anatomy and Physiology		Pharmaceutics		Medicinal Biochemistry		Organic Chemistry		Inorganic Chemistry		Remedial Biology	Remedial Math's	
	TH	PR	TH	PR	TH	PR	TH	PR	TH	PR	TH	PR	
Marks													
AB	0	0	0	0	0	0	0	0	0	0	0	0	0
Less than 40	10	0	3	0	4	0	10	0	5	0	1	0	5
40-50	5	0	4	0	7	0	6	0	1	0	0	0	3
51-60	8	1	3	0	4	3	4	1	5	3	1	1	3
61-70	4	8	12	7	5	10	7	11	5	8	0	1	7
71-80	2	10	4	17	6	6	3	10	6	10	0	0	6
81-100	1	11	4	6	4	11	0	8	8	9	1	1	3
	30	30	30	30	30	30	30	30	30	30	03	03	27


Grade wise	No. of Students
AB	3
BB	8
BC	7
CC	10
DD	0
FF	2

Percentage	TH (No. of Students)	PR (No. of Students)
< 40	4	0
41-50	6	0
51-60	5	2
61-70	8	8
71-80	6	12
81-100	1	8



3. % EVALUATION ACCORDING TO SUBJECTS

SUBJECTS	No. Of STUDENTS FAIL	No. Of STUDENTS PASS	% Of STUDENTS PASS
HUMAN ANATOMY AND PHYSIOLOGY (TH)	10	20	66.667
HUMAN ANATOMY AND PHYSIOLOGY (PR)	0	30	100.000
PHARMACEUTICS (TH)	3	27	90.000
PHARMACEUTICS (PR)	0	30	100.000
MEDICINAL BIOCHEMISTRY (TH)	4	26	86.667
MEDICINAL BIOCHEMISTRY (PR)	0	30	100.000
ORGANIC CHEMISTRY (TH)	10	20	66.667
ORGANIC CHEMISTRY (PR)	0	30	100.000
INORGANIC CHEMISTRY (TH)	5	25	83.333
INORGANIC CHEMISTRY (PR)	0	30	100.000
MATHS (TH)	5	25	92.593
BIOLOGY (TH)	1	2	66.667
BIOLOGY (PR)	0	3	100.000



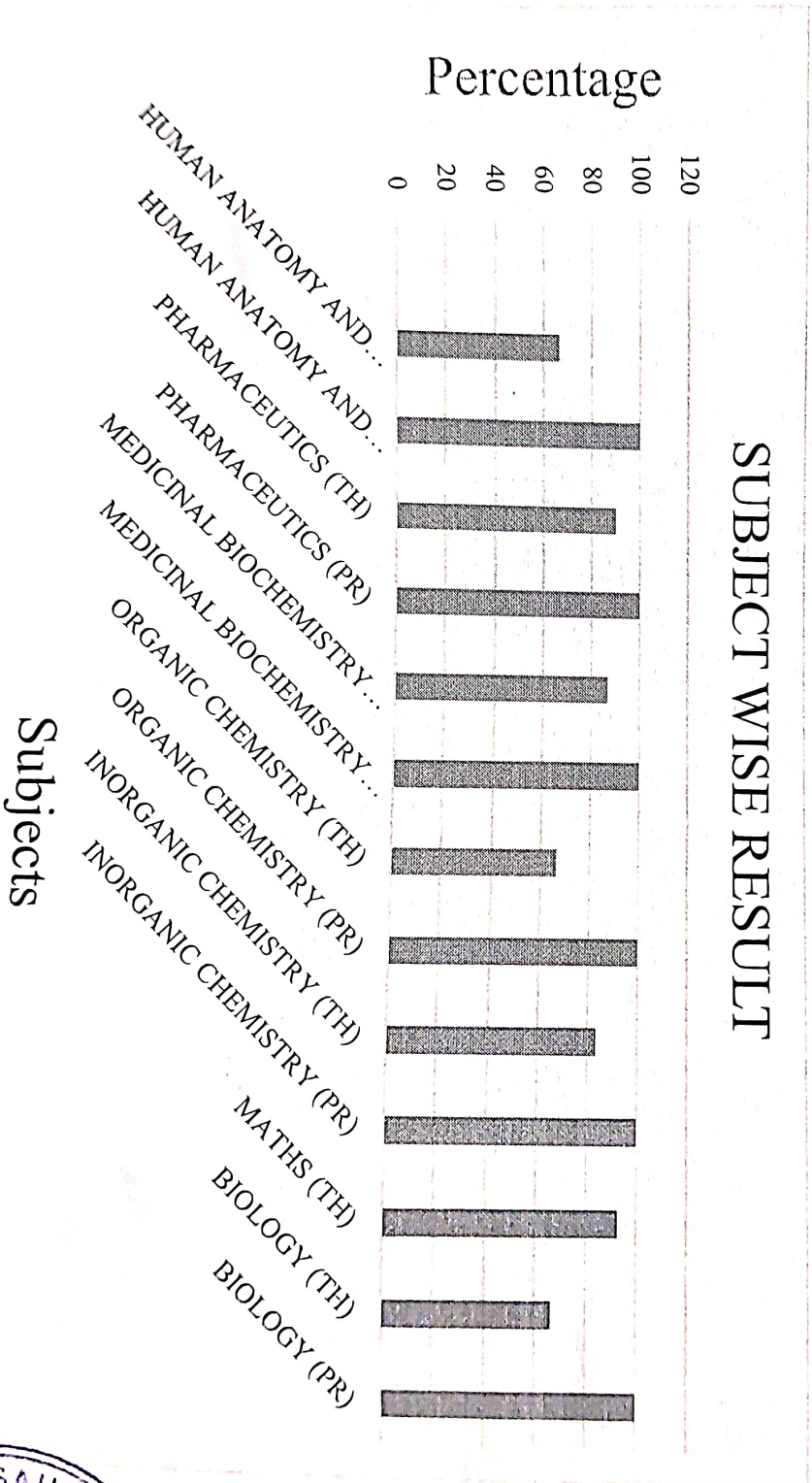
4. Subject Wise Evaluation

SUBJECT	RESULT IN %
HUMAN ANATOMY AND PHYSIOLOGY (TH)	66.667
HUMAN ANATOMY AND PHYSIOLOGY (PR)	100.000
PHARMACEUTICS (TH)	90.000
PHARMACEUTICS (PR)	100.000
MEDICINAL BIOCHEMISTRY (TH)	86.667
MEDICINAL BIOCHEMISTRY (PR)	100.000
ORGANIC CHEMISTRY (TH)	66.667

ORGANIC CHEMISTRY (PR)	100.000
INORGANIC CHEMISTRY (TH)	83.333
INORGANIC CHEMISTRY (PR)	100.000
MATHS (TH)	92.592593
BIOLOGY (TH)	66.66666667
BIOLOGY (PR)	100

5. Graph

SUBJECT WISE RESULT



Subjects

